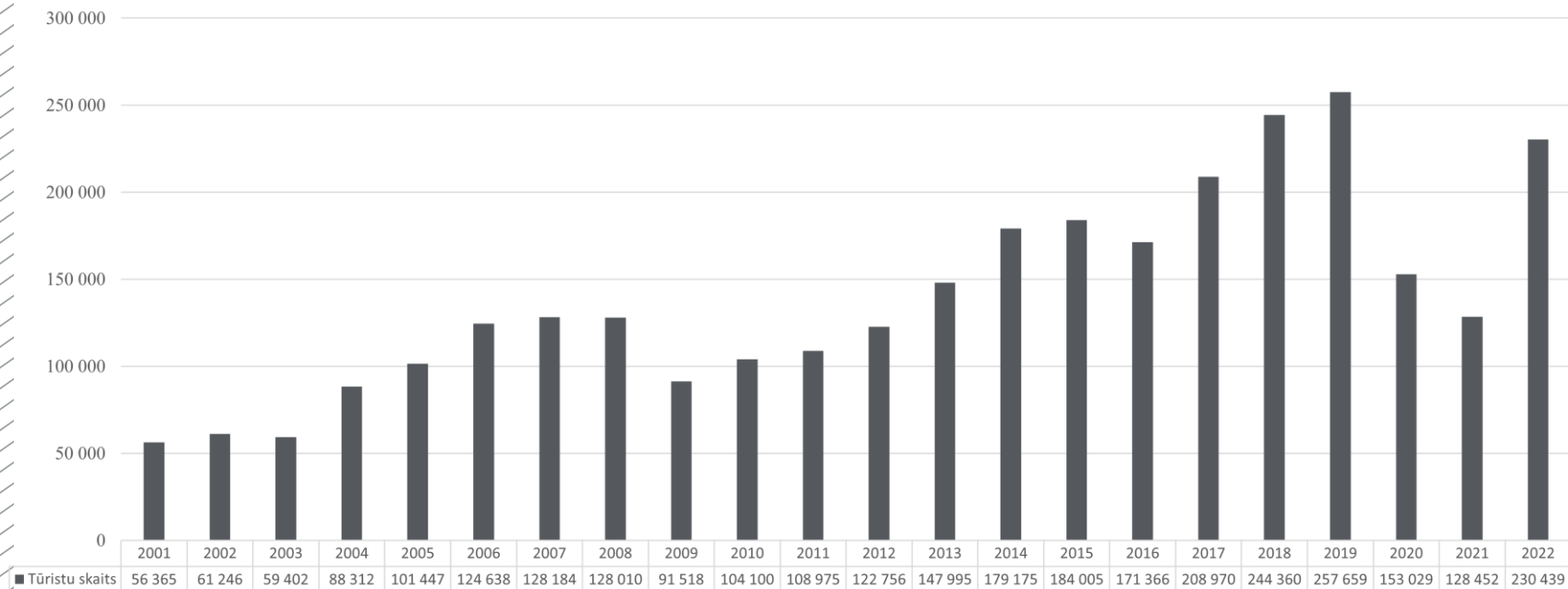


# Tūrisma statistika

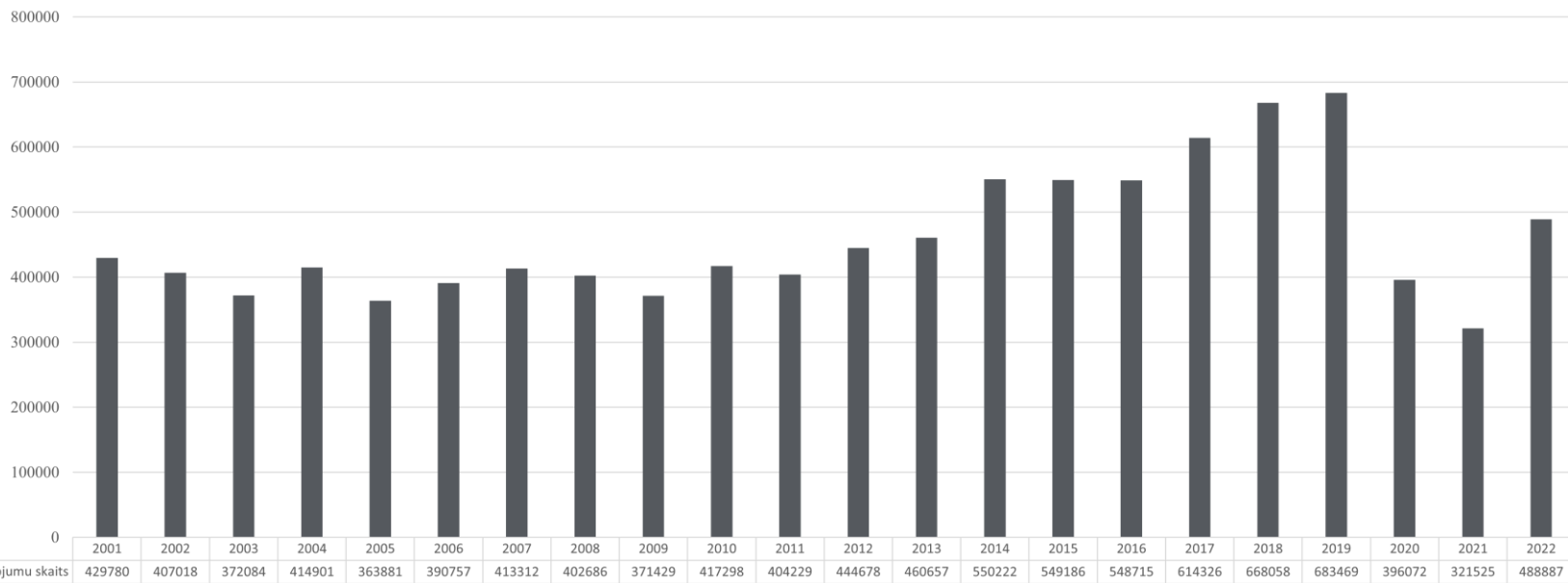


Jūrmala

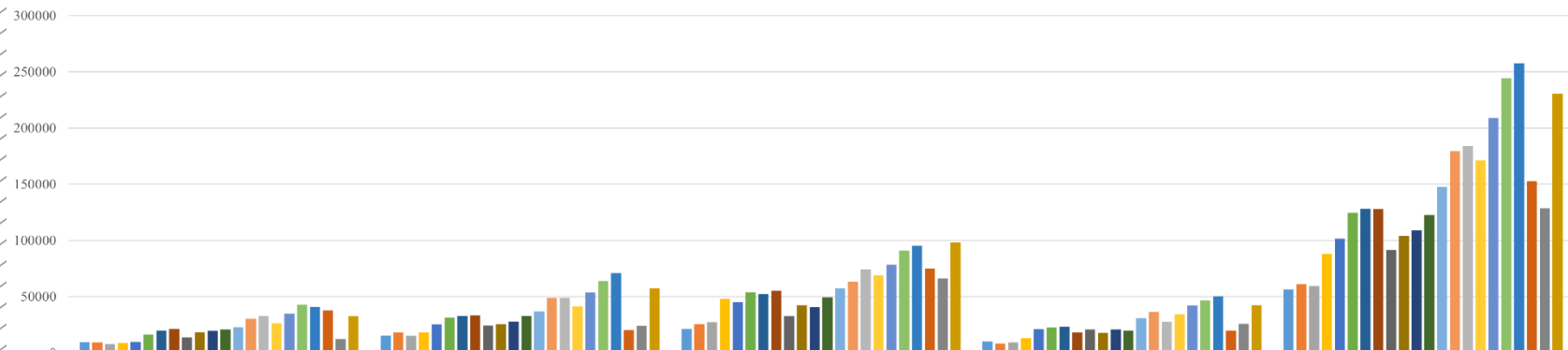
# Tūristu skaits Jūrmalā 2001-2022



# Nakšņojumu skaits Jūrmalā 2001-2022



# Tūristu skaits pa ceturkšņiem 2001-2022



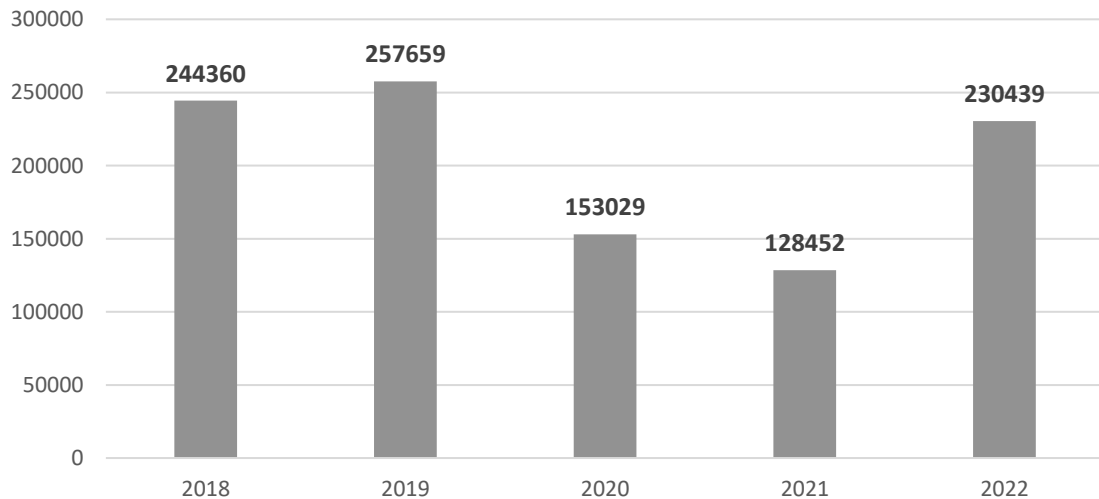
	1.cet.	2.cet.	3.cet.	4.cet.	Kopā
2001	9388	15409	21339	10221	56358
2002	9211	18166	25464	8405	61246
2003	7799	15274	27241	9088	59402
2004	8951	18179	48122	13060	88312
2005	9939	25213	45068	21227	101447
2006	16380	31488	54171	22599	124638
2007	19962	32848	52248	23126	128184
2008	21476	33241	55132	18161	128010
2009	13637	24241	32790	20850	91518
2010	18471	25499	42385	17745	104100
2011	19551	27931	40567	20926	108975
2012	20840	32951	49165	19800	122756
2013	22895	36784	57434	30882	147995
2014	30189	49094	63391	36501	179175
2015	32970	49134	74151	27750	184005
2016	26454	41357	68953	34602	171366
2017	34737	53655	78464	42114	208970
2018	42798	63734	91254	46574	244360
2019	40953	70848	95244	50614	257659
2020	37693	20171	75246	19919	153029
2021	12347	24102	66161	25842	128452
2022	32661	57214	98159	42405	230439

2001 2002 2003 2004 2005 2006 2007 2008 2009 2010 2011 2012 2013 2014 2015 2016 2017 2018 2019 2020 2021 2022

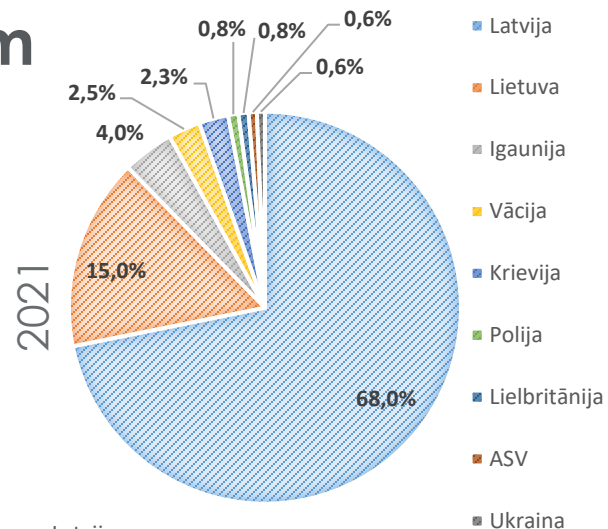
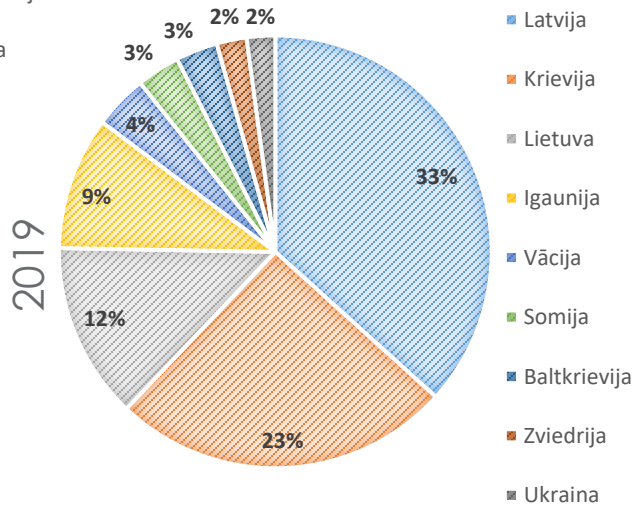
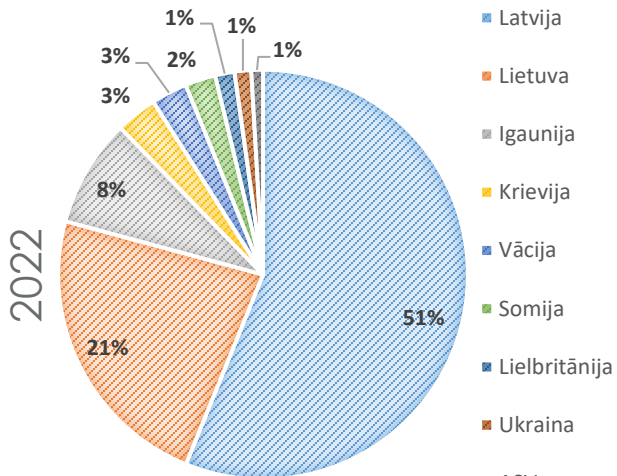


Jūrmala

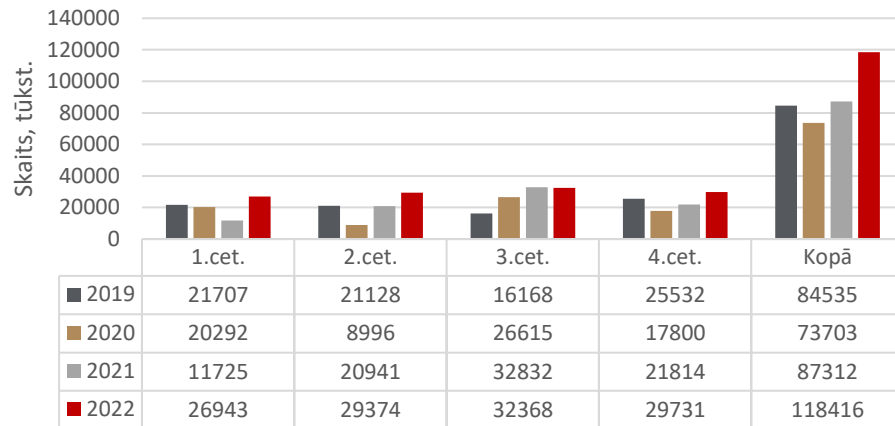
# Tūristu skaits pa ceturkšņiem 2018-2022



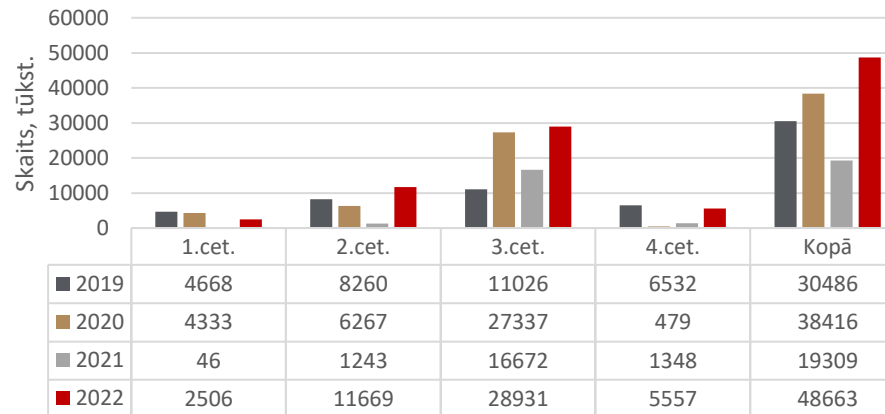
# Tūristu skaita sadalījums pa valstīm



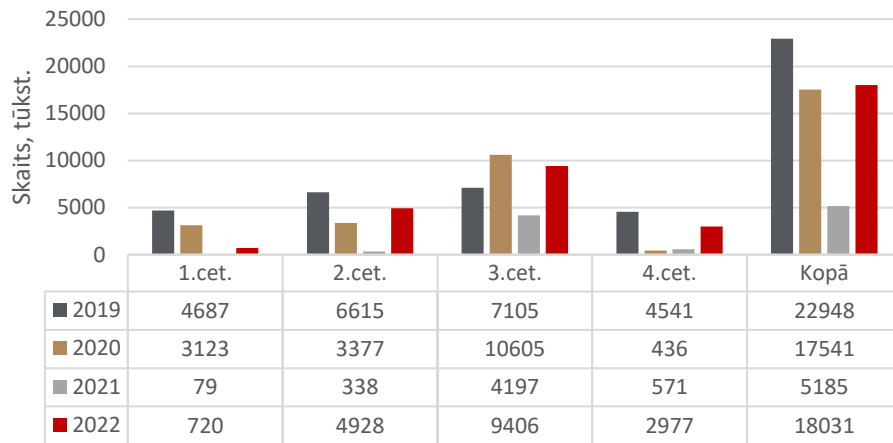
## Tūristu no Latvijas skaits pa ceturkšņiem 2019-2022



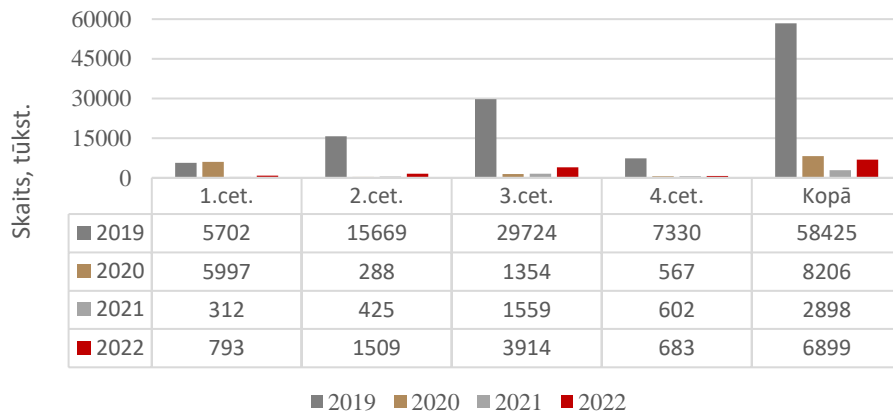
## Tūristu no Lietuvas skaits pa ceturkšņiem 2019-2022



## Tūristu no Igaunijas skaits pa ceturkšņiem 2019-2022

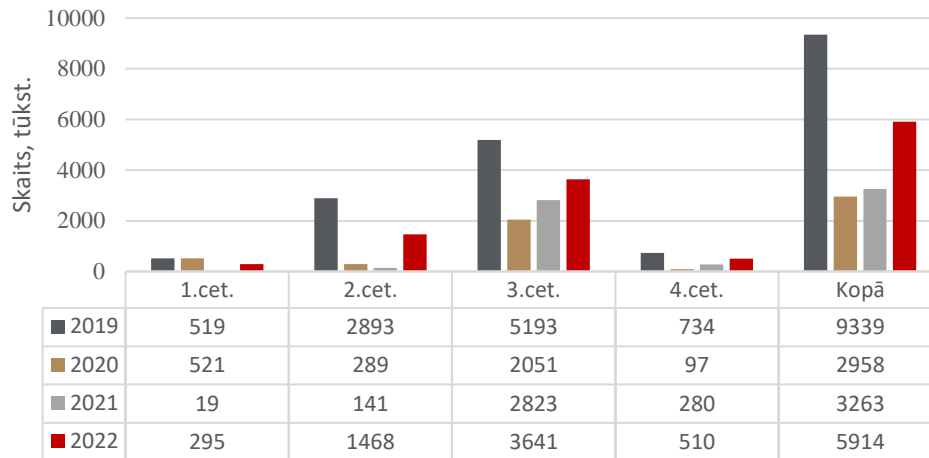


## Tūristu no Krievijas skaits pa ceturkšņiem 2019-2022





## Tūristu no Vācijas skaits pa ceturkšņiem 2019-2022



## Tūristu no Somijas skaits pa ceturkšņiem 2019-2022

